

# What is the Value?

A 1 to 100 chart is a reconfigured number line. The chart lends itself to a number of activities that reinforce place-value concepts, addition concepts, and concepts related to difference. By exploring number patterns in rows and columns, children discover that for any number on the chart, the number that is:

- The number that is 1 more is 1 square to the right.
- The number that is 1 less is 1 square to its left.
- The number that is 10 more is 1 square down.
- The number that is 10 less is 1 square up.

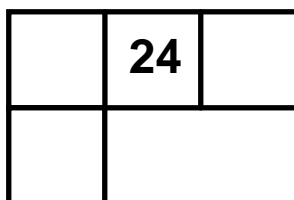
## Materials:

- Attached masters for overhead
- Attached 1-100 chart

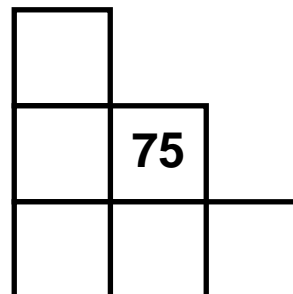
**Time:** 15 minutes maximum





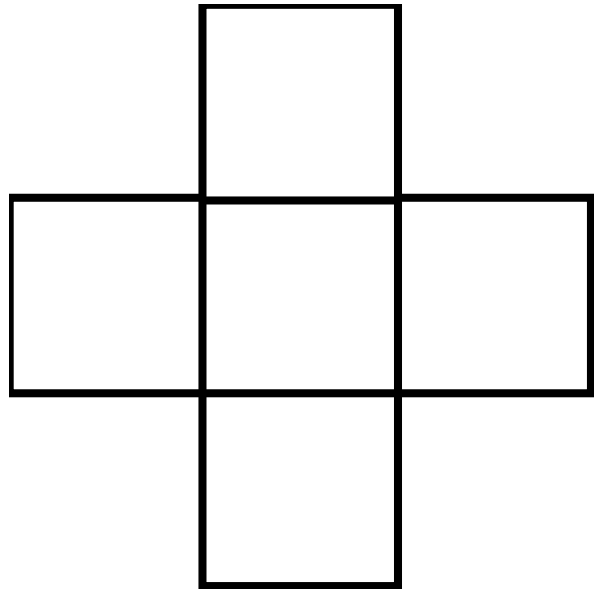
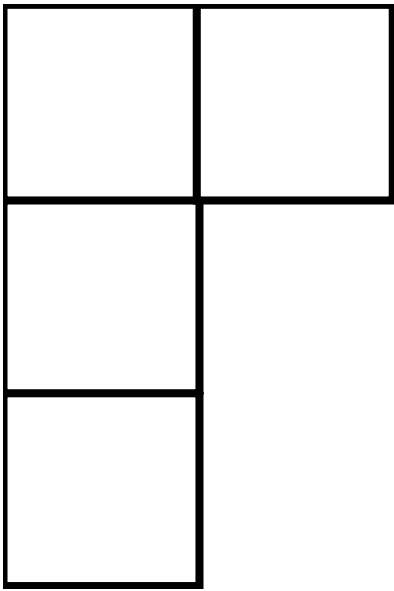
## Directions:

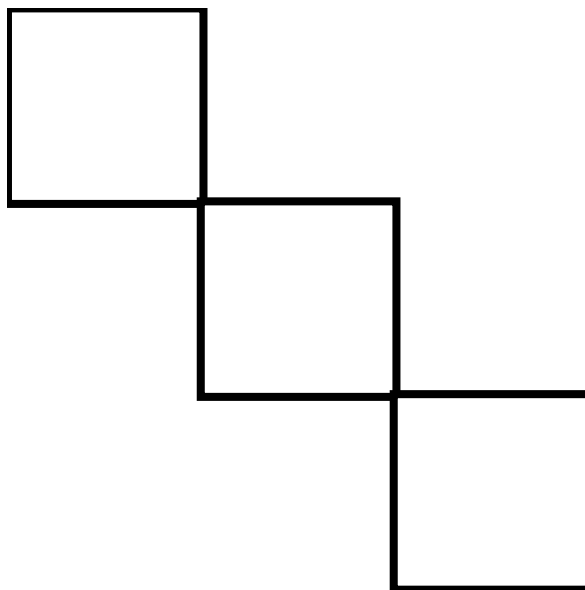
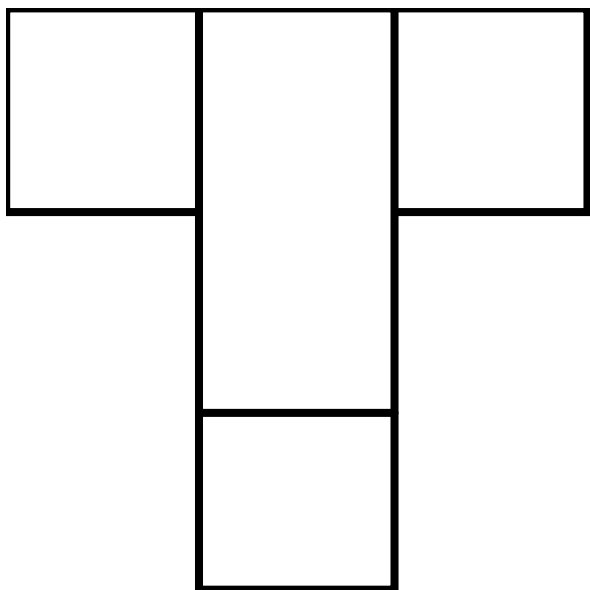
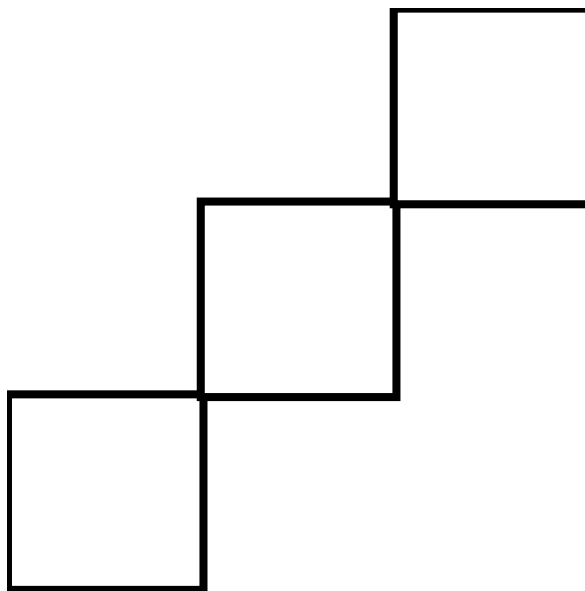

1. Show students a partial 1-100 number grid. Write in one value on the grid (as determined by the needs of your students).
2. Students think about the value of each of the other squares.
3. Students turn to a partner and describe the strategy they used for determining the remaining numbers. Students justify their answers to their partners
4. When you come back to the whole group, have students publicly share their thinking.

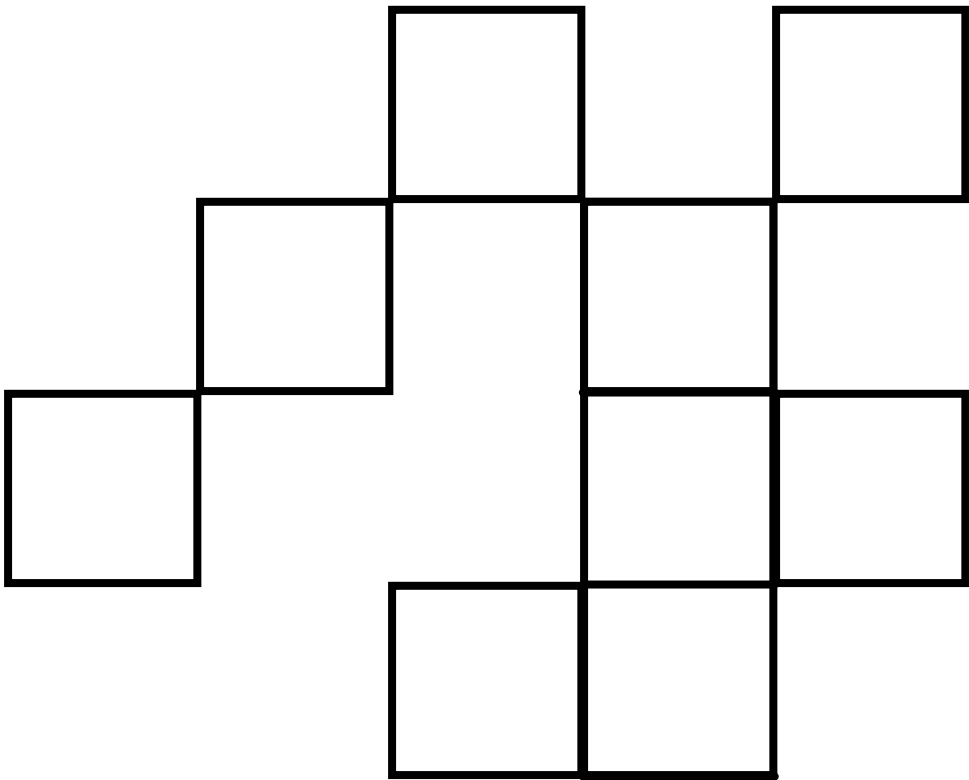



or









<b>1</b>	<b>2</b>	<b>3</b>	<b>4</b>	<b>5</b>	<b>6</b>	<b>7</b>	<b>8</b>	<b>9</b>	<b>10</b>
<b>11</b>	<b>12</b>	<b>13</b>	<b>14</b>	<b>15</b>	<b>16</b>	<b>17</b>	<b>18</b>	<b>19</b>	<b>20</b>
<b>21</b>	<b>22</b>	<b>23</b>	<b>24</b>	<b>25</b>	<b>26</b>	<b>27</b>	<b>28</b>	<b>29</b>	<b>30</b>
<b>31</b>	<b>32</b>	<b>33</b>	<b>34</b>	<b>35</b>	<b>36</b>	<b>37</b>	<b>38</b>	<b>39</b>	<b>40</b>
<b>41</b>	<b>42</b>	<b>43</b>	<b>44</b>	<b>45</b>	<b>46</b>	<b>47</b>	<b>48</b>	<b>49</b>	<b>50</b>
<b>51</b>	<b>52</b>	<b>53</b>	<b>54</b>	<b>55</b>	<b>56</b>	<b>57</b>	<b>58</b>	<b>59</b>	<b>60</b>
<b>61</b>	<b>62</b>	<b>63</b>	<b>64</b>	<b>65</b>	<b>66</b>	<b>67</b>	<b>68</b>	<b>69</b>	<b>70</b>
<b>71</b>	<b>72</b>	<b>73</b>	<b>74</b>	<b>75</b>	<b>76</b>	<b>77</b>	<b>78</b>	<b>79</b>	<b>80</b>
<b>81</b>	<b>82</b>	<b>83</b>	<b>84</b>	<b>85</b>	<b>86</b>	<b>87</b>	<b>88</b>	<b>89</b>	<b>90</b>
<b>91</b>	<b>92</b>	<b>93</b>	<b>94</b>	<b>95</b>	<b>96</b>	<b>97</b>	<b>98</b>	<b>99</b>	<b>100</b>

